

# information & management solutions

metering dynamics delivers information to your fingertips that enables you to better manage utility and energy consumption.

Our Information and Management portfolio provides you with easy to use information-based solutions, which are accurate, relevant and consistently delivered by systems that are dependable, flexible and secure.

Compliance and Utility consumption reporting programs, implemented by Governments to address the sustainable use of energy, are fast becoming a key business activity. Metering Dynamics has a proven range of solutions to enable you to achieve this important activity. Electricity

**“Sustainable development is development that meets the needs of the present without compromising the ability of future generations to meet their own needs.” .**

To find out what Metering Dynamics can do for your business, contact us:

Call 1300 792 611

Email [sales@meteringdynamics.com.au](mailto:sales@meteringdynamics.com.au)

Visit [www.meteringdynamics.com.au](http://www.meteringdynamics.com.au)

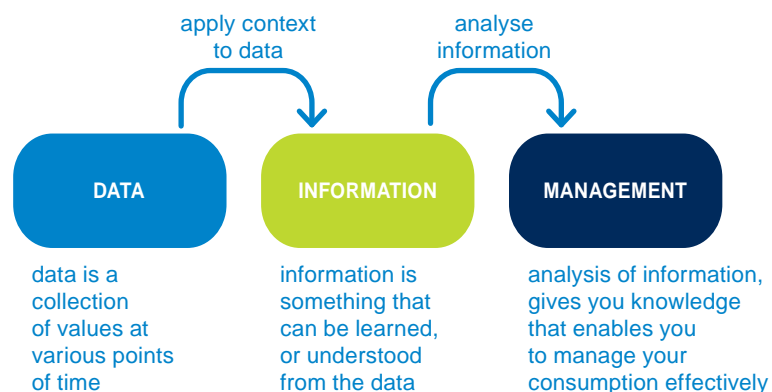
intelligent.

Metering Dynamics is able to assist you to manage your energy and utility consumption by providing products and services across the data value chain including:

- an Independent Meter Provider – to enable the collection of multi-utility data;
- an Independent Meter Data Agent – to data warehouse validated multi-utility data;
- EMP Multi Plus – to help you transform data into information.

We have a proven record of delivering cost effective tangible solutions to a large customer base in the National Electricity Market. We are also recognised by the Australian Energy Market Operator (AEMO) as one of the best performing Meter Data Providers since reporting started in 2005. Metering Dynamics has applied similar principles in dealing with other streams of multi-utility data

## data value chain



## compliance reporting

In today's market there are significant challenges facing business in meeting our ever increasing energy needs. Changing legislation and Government initiatives to reduce energy capacity and Greenhouse Gas Emissions are currently driving the requirement for compliance reporting.

Businesses are seeking the support of vendors who have the tools to make the process of data gathering and compliance reporting simple and straightforward.

EMP Multi Plus can become an integral part of your business by providing a compliance reporting functionality, including:

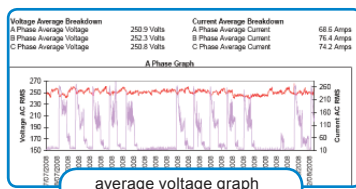
- Greenhouse emission inventory and analysis of interval metered data;
- Capability to enter transport and non-metered stationary fuels consumption;
- Uses correct National Greenhouse Account (NGA) Factors by year;
- Manage Greenhouse Offsets at site level;
- Range of detailed compliance reports designed for compliance programmes such as Energy Efficiency Opportunities (EEO), National Greenhouse Energy and Reporting System (NGERS), and other State based programs.

ENERGY USE SUMMARY							
Report Period 01-Jul-2007 to 30-Apr-2008	CORPORATE BUILDINGS		LARGE CORP CHEMICALS		LARGE CORP QUARRIES		Total Energy
	Units	PJ	Units	PJ	Units	PJ	PJ
Automotive Diesel Fuel			71,150	1.75			2.75
Black Coal - Hot ElecCooling					24,048	1.05	0.85
L.P.G.			90,953	1.32			1.32
Natural Gas					6,894,263	0.01	0.01
Petrol	25,412	1.0	0.97				0.97
Standard Electricity	5,059	0.02	10,203	0.04	25,719	0.09	0.14
Total Energy for Emissions							5.04

EMP Multi Plus  
EEO Report –Energy Summary

## power quality reporting

Metering Dynamics provides a Power Quality reporting service that enables indication of instantaneous supply disturbances (sag/swell) and longer term anomalies (average voltage graphs).



average voltage graph

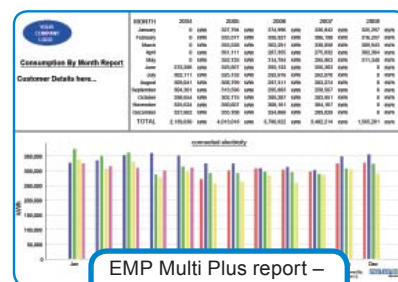
insightful.

82168  
476453  
5293541  
365798

## take control of your utility consumption with EMP Multi Plus

EMP Multi Plus is an essential tool designed by Metering Dynamics to help you manage energy and utility consumption. It provides you with in-depth functionality including:

- Historical data warehousing to an interval meter level;
- Flexible meter tree structure and search functionality;
- Utility usage analysis through interactive graphing and tables;
- Benchmarking;
- Statistical data review and alarming;
- Provides proven functionality to compile, analyse, monitor & extract reports to make increasing demanding compliance reporting more manageable;
- Billing/account analysis and forecasting of electricity;
- Bill validation and estimation for electricity;
- Assist with energy tender preparation, performance monitoring and verification;
- Range of detailed information reports to apply across meter data;
- Automatically updated with most up to date meter data daily.



EMP Multi Plus report –  
consumption by month