


# take control with InfoDynamics - Online Service Portal



dynamic. dependable. proven.

# InfoDynamics - the newest addition to your team, works 24/7 assisting you to deliver actionable outcomes

## smarter business management

Metering Dynamics is one of Australia's largest metering businesses. We deliver innovative multi-utility metering, data and information business tools to maximise energy and utility efficiency which assists with cost management and compliance reporting.

Metering Dynamics has built a range of innovative products as part of its core business, providing measurement, data and information solutions. InfoDynamics is an intuitive online data management and information reporting business tool that empowers you with answers to make informed management decisions regarding electricity, gas and water consumption.

InfoDynamics is an active resource which enables you to quickly and easily disseminate utility usage information across your company. Key personnel can

be scheduled to automatically receive relevant reports that will enable issue identification and response to occur as soon as it is identified.

## InfoDynamics

InfoDynamics provides you with flexible, actionable information, available at your fingertips, 24 hours a day, 7 days a week.

Efficiently receiving and processing meter data. InfoDynamics is like an additional resource to your team that will:

- Sift through huge amounts of data with ease;
- Compile, store and organise efficiently;
- Analyse, filter and report with speed and accuracy;
- Alert you to potential utility issues on your site/facility.

InfoDynamics ensures you can focus on the important tasks of implementing change rather than spending valuable

time analysing data to obtain information.

At Metering Dynamics we understand the pressures to reduce utility consumption and lower associated costs in a time challenged work environment.

Now is the time to embrace InfoDynamics and allow Metering Dynamics to customise the output and put it to work for you.

## Information at your fingertips

InfoDynamics is a tangible, actionable business tool that includes data management, a report repository, report generation and information dissemination modules.

A range of raw data exports and information rich reports are available.

## about InfoDynamics

The aim of the InfoDynamics online portal is to allow you easier access to utility usage information, providing a continual and on-call information hub for utility consumption 24 hours a day, 7 days a week.

InfoDynamics has a simple yet flexible user interface which allows you to view Data and Reports.


All outputs generated are saved to the online Report Repository.

The screenshot shows the InfoDynamics website interface. At the top, there's a navigation bar with links: Home, Set Up Account, Login, Contact Us, and Help. Below this, a large banner area contains the text: "InfoDynamics - the newest addition to your team, works 24/7 to assist you to deliver actionable results". To the left of this text are two buttons: "Set Up Account" and "Login". Below the banner, there's a section titled "InfoDynamics is available in a range of packages." followed by a list of "Product features and benefits may include:" such as "Customisable access levels", "Manage large amounts of data with ease", "Analyse, filter and report with speed and accuracy", "Report Scheduling", and "Large range of reports available". At the bottom, there's a footer with the text: "If you would like to effectively measure your utility consumption contact us on infodynamics@meteringdynamics.com.au".

## features & benefits of the online service portal

Some features of InfoDynamics online service portal include:

- A powerful search function to quickly find sites in the tree.
- A comprehensive filter function that allows you to refine the tree view according to your needs.
- Data and Report fact sheets are available at the click of a button.
- Ability to search for previously run reports in the Report Repository.
- Two email delivery options; a URL link or a PDF emailed direct to your inbox.
- Access using your web browser - no software installation required.
- Works with all modern browsers including Google Chrome, Mozilla Firefox and Microsoft Internet Explorer 8 and above.
- Compatible with Apple iPads.
- Smart web functionality that allows you to use the portal like you would a PC application. Including 'Drag and Drop' functionality and 'Right Click' menus.
- Secure access utilising SSL technology.
- Report scheduling allows users to set-up reports to automatically run on a daily, weekly or monthly basis. Scheduled reports will be automatically run and delivered to your inbox using the chosen delivery method.
- Comprehensive & easy to use online help is always available.




## online service portal reports

Customers who choose the Online Service Portal have access to the following online reports;

- Meter Data Export Report - CSV interval data that can be easily viewed using standard office data manipulation software. Includes kWh, kVA Demand and Power factor statistics.
- Usage by Day Type Report - provides a graphical representation of your site or meters electricity, gas or water usage grouped by day of the week.
- Period Totals Export Report - can be run across multiple sites and meters, providing usage figures for a selected period, broken down by usage type.

Report fact sheets have been produced for each of the available outputs, please contact Metering Dynamics for details.

If you require additional reports or access levels please enquire about Metering Dynamics' additional levels of service.



See the difference that Metering Dynamics and InfoDynamics can make to your operations by contacting us.

Call **1300 792 611**

Email **[sales@meteringdynamics.com.au](mailto:sales@meteringdynamics.com.au)**

Visit **[www.meteringdynamics.com.au](http://www.meteringdynamics.com.au)**

Metering Dynamics Business Support Pty Ltd ABN 58 087 082 764 trading as Metering Dynamics.

© All contents copyright Metering Dynamics Business Support Pty Ltd 2017.

® The Metering Dynamics word and device are registered trademarks of Metering Dynamics Business Support Pty Ltd ABN 58 087 082 764.

Windows is a registered trademarks of Microsoft Corporation in the United States and other countries. Firefox is a registered trademark of Mozilla Corporation.

All information supplied by Metering Dynamics in this document is to be considered commercial in confidence and must not be disclosed to any third party without the prior written consent of Metering Dynamics.

© All contents copyright Metering Dynamics 2017.

All rights reserved. Information contained herein is subject to change without notice.

8751 27.11.2017